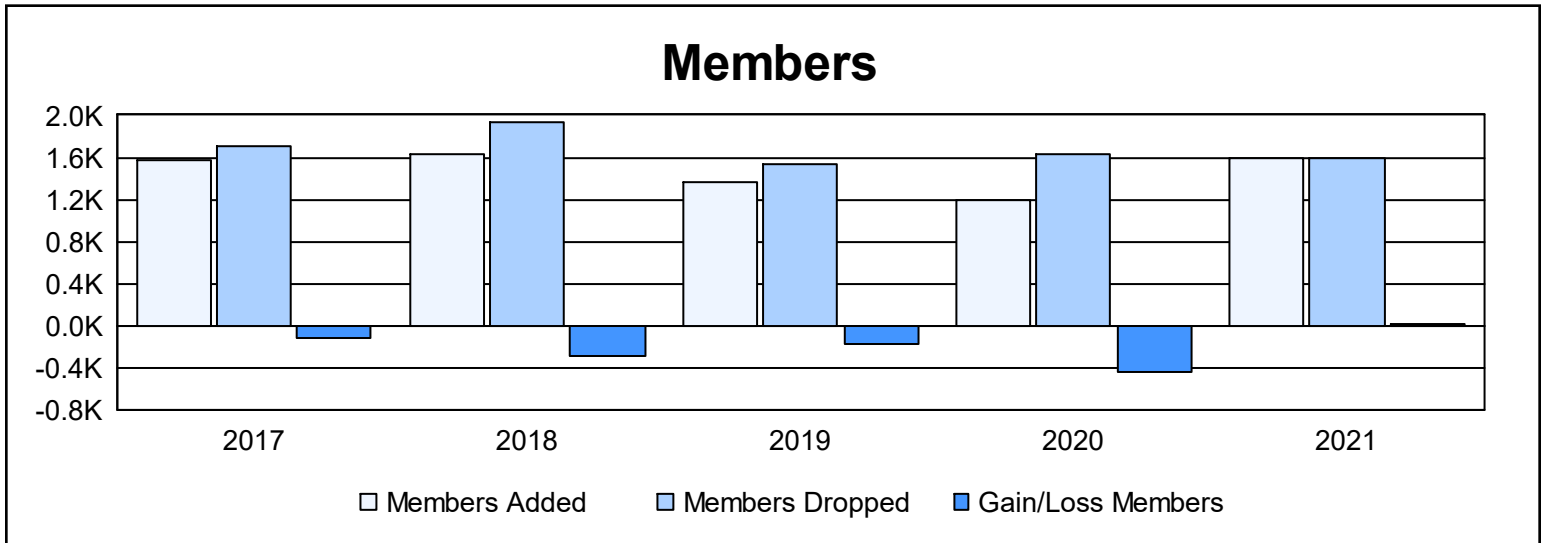
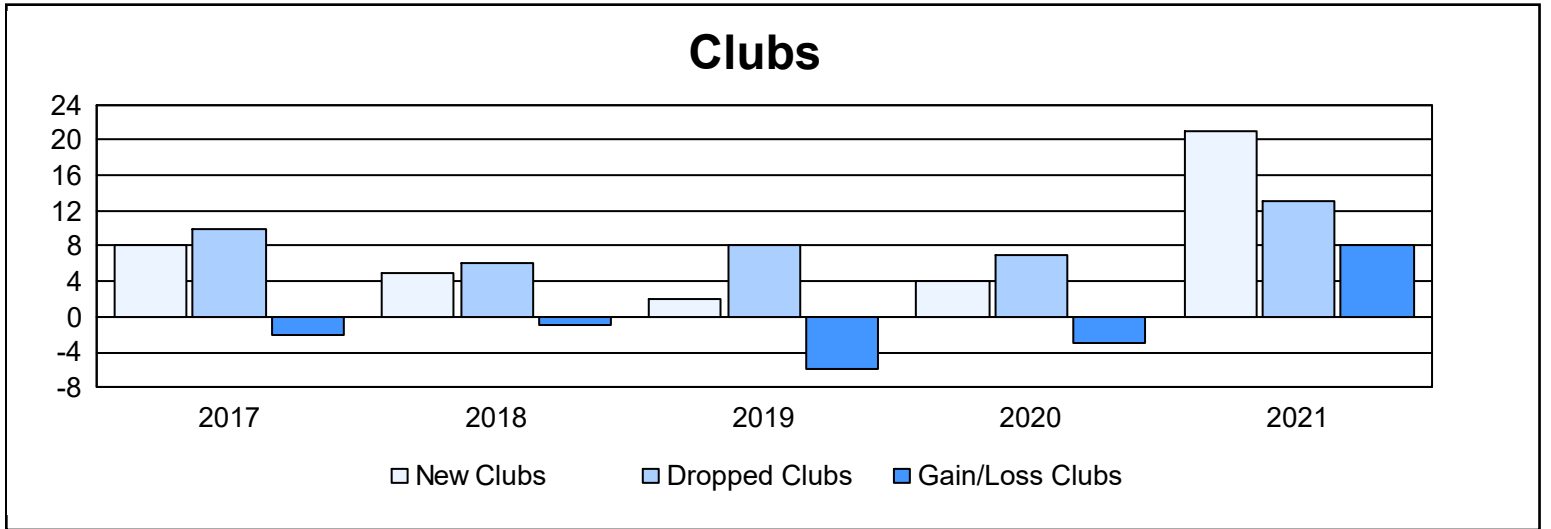


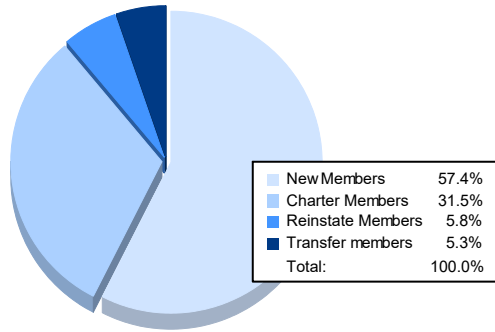
**Multiple District A**

As of June 2021 Cumulative

Year	New Clubs	Dropped Clubs	Gain/ Loss Clubs	New Members	Charter Members	Reinstate Members	Transfer Members	Total Member Added	Total Members Dropped	Gain/ Loss Members
2016-2017	8	10	-2	1,218	201	62	99	1,580	1,704	-124
2017-2018	5	6	-1	1,304	163	56	112	1,635	1,926	-291
2018-2019	2	8	-6	1,096	78	90	90	1,354	1,527	-173
2019-2020	4	7	-3	788	209	83	110	1,190	1,625	-435
2020-2021	21	13	8	918	504	93	84	1,599	1,584	15
<b>Average</b>	<b>8</b>	<b>9</b>	<b>-1</b>	<b>1,065</b>	<b>231</b>	<b>77</b>	<b>99</b>	<b>1,472</b>	<b>1,673</b>	<b>-202</b>



### Membership Composition June 2021 Cumulative



### Gender Composition June 2021 Cumulative

